

---

# TIGERFLOW OCELOT SIMPLEX BOOSTER

---

[www.tigerflow.com](http://www.tigerflow.com)

---



## • APPLICATIONS



Schools



Hotels



Apartment  
Buildings



Agricultural  
Irrigation



Residential  
Homes



**TIGERFLOW®**



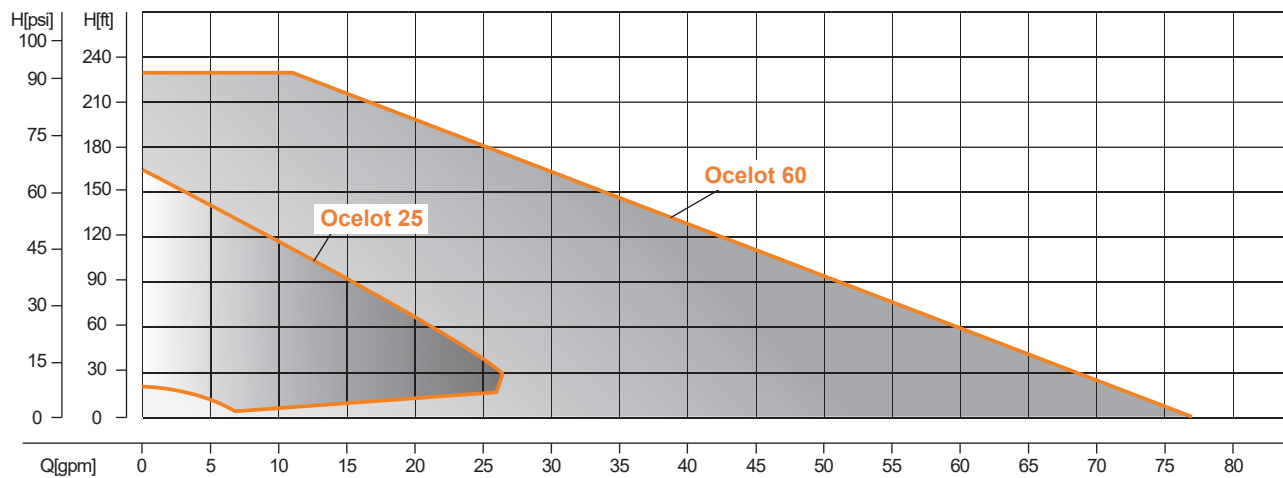
# OCELOT SIMPLEX BOOSTER

## • STANDARD FEATURES

- Permanent magnet motor with integrated VFD
- Adjustable pressure setpoint through easy-to-use interface
- Self-priming up to 9ft
- AISI 304 SS pump body
- Built-in expansion tank for leak loads
- Excellent for residential or light commercial applications
- Light weight and easy to move

## • PERFORMANCE TABLE

| Model     | Power | Flow. Max | Head. Max | Rated Flow | Rated Head | Port Size | Lift. Max |
|-----------|-------|-----------|-----------|------------|------------|-----------|-----------|
|           | hp    | gpm       | ft        | gpm        | ft         | in        | ft        |
| Ocelot 25 | 1     | 25        | 164       | 20         | 40         | 1         | 9         |
| Ocelot 60 | 2     | 70        | 230       | 60         | 60         | 2         | 9         |



## • ELECTRICAL FEATURES

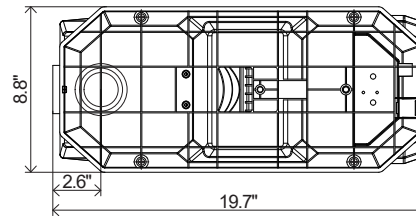
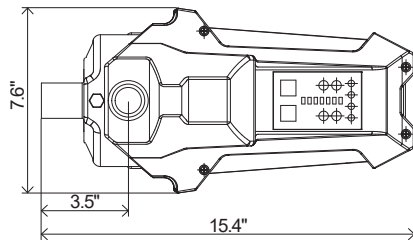
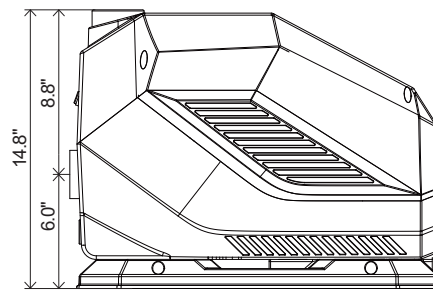
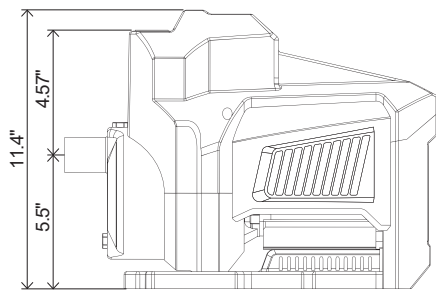
| Model     | Power Feed Options | Current | Frequency | Ambient Temperature | Media Temperature |
|-----------|--------------------|---------|-----------|---------------------|-------------------|
| Ocelot 25 | 95~140 VAC         | 5.5A    | 50-60Hz   | 0-167°F             | 0-104°F           |
| Ocelot 60 | 165~260 VAC        | 13.1A   | 50-60Hz   | 0-167°F             | 0-104°F           |



# OCELOT SIMPLEX BOOSTER

## • SIZE AND WEIGHT

| Model     | Inlet  | Outlet | Size             | Weight   |
|-----------|--------|--------|------------------|----------|
| Ocelot 25 | NPT 1" | NPT 1" | 15.4"x7.6"x11.4" | 17.6 lbs |
| Ocelot 60 | NPT 2" | NPT 2" | 19.7"x8.8"x14.8" | 53 lbs   |



Ocelot 25

Ocelot 60

## • PRODUCT DISPLAY

Model: Ocelot 25

VARIABLE SPEED OPERATION PROVIDES UP TO 50% ENERGY SAVINGS

20  
GPM

40  
FT

1  
HP

|                           |                           |
|---------------------------|---------------------------|
| Voltage: 120V/1PH/50-60Hz | Amps: 5.5A                |
| Max. Boost: 160'          | Max. Flow: 25GPM          |
| Water Temp: 104°F         | Ambient Temp: 167°F       |
| Max Suction Lift: 9'      | System Connection: 1" NPT |

Model: Ocelot 60

VARIABLE SPEED OPERATION PROVIDES UP TO 50% ENERGY SAVINGS

60  
GPM

60  
FT

2  
HP

|                           |                           |
|---------------------------|---------------------------|
| Voltage: 220V/1HP/50-60Hz | Amps: 13.1A               |
| Max. Boost: 230'          | Max. Flow: 70GPM          |
| Water Temp: 104°F         | Ambient Temp: 167°F       |
| Max Suction Lift: 9'      | System Connection: 2" NPT |



4034 Mint Way | Dallas, TX 75237  
[www.tigerflow.com](http://www.tigerflow.com)

(214) 337-8780  
[sales@tigerflow.com](mailto:sales@tigerflow.com)

---